



SRCXA SERIES AXIAL FLOW FAN

SPECIFICATIONS

Casing

Cylindrical casing is made from heavy gauge, hot-rolled, steel construction and finished with epoxy or powder coating for a long life. Flanges on both the inlet and outlet are integrally rolled and punched for attachment to ductwork.



Impeller/HUB

Fully adjustable high performance axial impeller, blades and hub in Die Cast Aluminium, Multiple blade configuration available to get the optimum Performance. all impeller are statically and dynamically balanced as per ISO 1940 and AMCA 204.

Motor

Motors for direct drive fans are foot mounted, IS 12615 standard, totally enclosed fan cooled (TEFC), continuous duty, ball bearing type with class 'F' Insulation and off cast iron construction fitted as standard. Class 'H' insulation motors can be provided for high temperature operation like Smoke spill application.



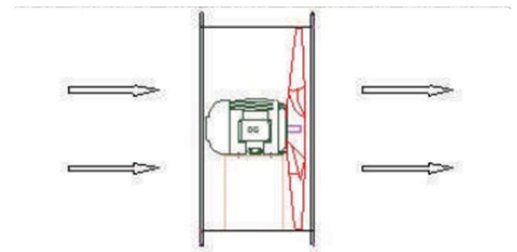
Operation Temperature

General Ventilation: -20°C to 55°C

Smoke Exhaust: 250°C/300°C for 2 Hours

Direction of Flow

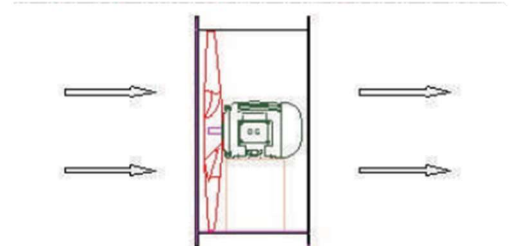
Motor to Impeller (Dir. A) as a standard. However Impeller to motor (Dir. B) Can also be provided if required.



Standard airflow from MOTOR to IMPELLER (Dir. A)

Drive Arrangement

Fan shall be Direct Drive as standard. However, Belt drive arrangement can also be provided on request.



Upon request airflow from IMPELLER to MOTOR (Dir. B)

ACCESSORIES

Mounting Arrangement –

Mounting Feet or Hanger bracket on fan is available as per site requirement.



Bird Screen

Wire guard/Bird screen can be provided for installation to the fan at inlet or outlet or both sides as per site requirement.



Flexible Connection

Flexible connection can be provided on request.



Vibration Isolators

Fans can be provided with spring isolators or Anti-Vibration Pads & Available for both type of Installation arrangement i.e. Floor mounted and Ceiling suspended.

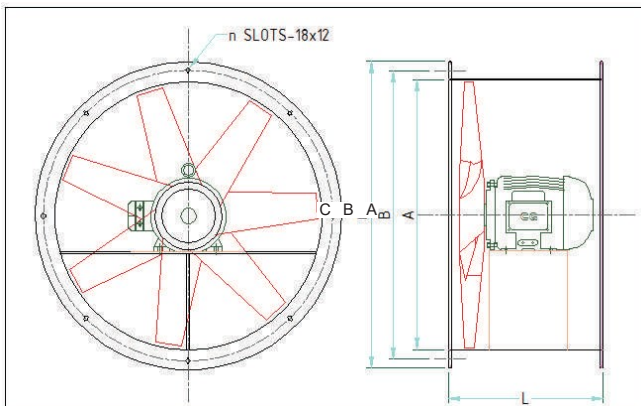


Sound Attenuators

For the application requiring quiet operation, sound attenuators can be provided on inlet or outlet of the fans. Attenuators are aerodynamically and acoustically matched to the specific system requirements and are designed to significantly reduce noise while adding only minor resistance to airflow.



Dimension



AXIAL FAN					
FAN MODEL (A)	OD (C)	PCD (B)	NO. OF HOLES (n)	SLOT	L*
315	375	345	4	14X18	280
355	415	385	4	14X18	280
400	460	430	4	14X18	280
450	510	480	6	14X18	315
500	560	530	6	14X18	315
560	620	590	6	14X18	315
630	710	670	8	14X18	315
710	790	750	8	14X18	425
800	880	840	8	14X18	425
900	980	940	12	14X18	425
1000	1100	1050	12	14X18	560
1120	1220	1170	12	14X18	560
1200	1300	1250	12	14X18	675
1400	1500	1450	12	14X18	675

* Length may vary for higher frame size motor.



Five Stars



Stability



Safety



Easy Maintenance



Power Saving




Cost Effective



Artistic



Convenience



Intelligence



Performance

OUR OTHER EQUIPMENTS:

- Centrifugal Blower
- Axial Fans
- Wet Scrubber
- Dust Collectors
- Cyclones
- ESP Fume Collection Unit
- Water Recycling Unit
- ESP Oil Collection Unit
- Dry Scrubber



DR. ABBAS ADAB



+91-9818512866



104, BARODIA TOWER, D-12, CENTRAL MARKET, PRASHANT VIHAR, DELHI - 110085, INDIA



WWW.SHIMIRESEARCH.IN



INFO@SHIMIRESEARCH.IN

